



# Home Lesson

## Charley Harper's Art as Activism

---

**Goal:** Design a poster about preserving the natural world just like Charley Harper!

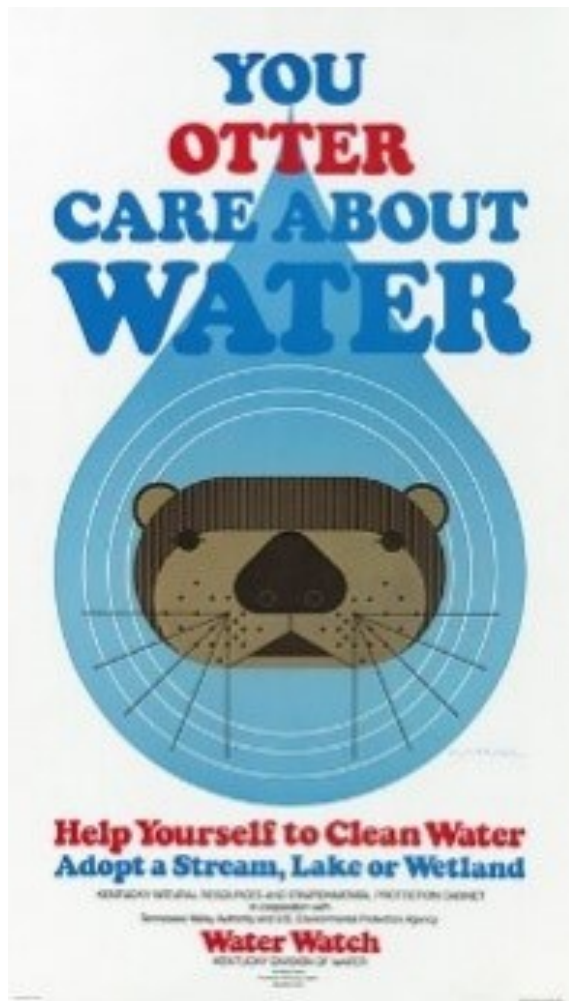

**Materials:** Drawing materials, ruler and compass (If available, the side of a book or glass could work too!), scissors, magazines, paper.

**Lesson:** As an artist who specialized in drawing nature, Charley Harper had a deep connection to the environment around him. He was able to merge those two passions by designing posters to create awareness for environmental issues and organizations. He even created posters for the National Park Service. In his lifetime, Harper created over 50 posters to support local and international naturalist causes. Some posters captivated the attention of the viewer and introduced them to a new issue and some were sold to raise money to support an organization.

### Instructions:




1. Select an environmental issue or organization that is important to you.
2. Explore examples of Harper's environmental posters.  
Consider:
  - What is the environmental issue or organization that's the focus of the poster?
  - Is the poster more words or pictures?
  - Are the colors important?
  - Are the things in the poster normally together in the wild?
3. Design your own environmental poster. Feel free to use a variety of materials, such as magazine clippings, scraps of paper, and original drawings. Clippings can even be stacked on top of each other and overlap. That's what Harper would do!
4. Share your art with us @cincymuseum!











**Looking for more Learning from Home resources?** Keep learning with us!  
We are creating virtual learning opportunities and online resources – including exhibits, videos, blogs, curator interviews and activities – to help students keep their minds active during school closure.  
Visit <https://www.cincymuseum.org/learning-from-home/>